

**HOKKITSU Area****Garbage Collection Calendar for 2024.4 - 2025.3**

Even if the garbage collection day falls on a holiday on a weekday (except for the end and start of the year), the garbage will be collected.

**Collection Days for Burnable Garbage (Twice a week)**

Collection Areas	Collection Days
Hokkitsu All Areas	Tuesdays and Fridays

**Collection Days for Non-burnable Garbage (Twice a month)**

Collection Areas	Apr	May	Jun	Jul	Aug	Sep	Oct	Nov	Dec	Jan	Feb	Mar
Hassaki daiichi, Hassaki daini, Hassaki daisan, Bungohassaki	10	8	12	10	14	11	9	13	11	8	12	12
	24	22	26	24	28	25	23	27	25	22	26	26
Kamikomuro, Shimokomuro,Shimonamuro, Kaminamuro,Kamihakoda, Hakoda,Shimohakoda, Makabekami,Makabehigashi, Makabemiho,Makabeshimo, Akagisan	8	13	10	8	12	9	14	11	9	13	10	10
	22	27	24	22	26	23	28	25	23	27	24	24

**Collection Days for Plastic (Twice a month)**

Collection Areas	Apr	May	Jun	Jul	Aug	Sep	Oct	Nov	Dec	Jan	Feb	Mar
Hassaki daiichi, Hassaki daini, Hassaki daisan, Bungohassaki	8	13	10	8	12	9	14	11	9	13	10	10
	22	27	24	22	26	23	28	25	23	27	24	24
Kamikomuro, Shimokomuro,Shimonamuro, Kaminamuro,Kamihakoda, Hakoda,Shimohakoda, Makabekami,Makabehigashi, Makabemiho,Makabeshimo, Akagisan	1	6	3	1	5	2	7	4	2	6	3	3
	15	20	17	15	19	16	21	18	16	20	17	17

**Collection Days for PET bottle and Glass bottle (Twice a month)**

Collection Areas	Apr	May	Jun	Jul	Aug	Sep	Oct	Nov	Dec	Jan	Feb	Mar
Hokkitsu All Areas	8	13	10	8	12	9	14	11	9	13	10	10
	22	27	24	22	26	23	28	25	23	27	24	24

### Collection Days for **Oversized Garbage** (Four times a year)

The place for the oversized garbage disposal depends on which Neighborhood Association and it may differ from the burnable garbage disposal place.

Please don't hesitate to ask if there are any points you feel are unclear.

Collection Areas	First	Second	Third	Fourth
Hassaki daiichi, Hassaki daini, Hassaki daisan, Bungohassaki	Apr. 4	Jul. 4	Oct. 3	Jan. 9
Kamikomuro, Shimokomuro, Shimonamuro, Kaminamuro	Apr. 18	Jul. 18	Oct. 17	Jan. 16
Kamihakoda, Hakoda, Shimohakoda, Akagisan	May. 2	Aug. 1	Nov. 7	Feb. 6
Makabekami, Makabehigashi, Makabemiho, Makabesimo	May. 16	Aug. 15	Nov. 21	Feb. 20

## How to separate garbage in Shibukawa City

- ① **Burnable Garbage (Twice a week)**
- ② **Non-Burnable Garbage (Twice a month)**
- ③ **Plastic (Twice a month)**
- ④ **PET bottle and Glass bottle (Twice a month)**
- ⑤ **Oversized Garbage (4 times a year)**
- ⑥ **Other Garbage**
- ⑦ **Garbage That Cannot Be Collected**

## How to Dispose of Garbage in Shibukawa City

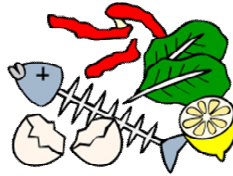
- ◆ Separate burnable, non-burnable and plastic garbage, and dispose of in garbage bags designated by Shibukawa City.
- ◆ If the garbage does not fit in the city's designated garbage bag, please attach the oversized garbage sticker to your garbage before disposal.
- ◆ Shibuka City's designated garbage bags and oversized garbage stickers are available at local at local supermarkets, drug stores, convenience stores, and other stores.
- ◆ Write your name and the district name in which you live on the garbage bag.
- ◆ Please check the garbage collection calendar, for the disposal days.
- ◆ Dispose of garbage on the collection day, at the designated collection site by 8:30 am.  
Do not dispose of garbage at night.  
Do not dispose of garbage at collection sites other than yours.

# ① Burnable garbage

## Paper waste



## Kitchen waste



## Textile



## Dirty plastic items



## Rubber and leather products



- Put in the city's designated bags for burnable garbage.
- Please drain all liquids from kitchen waste.
- Dispose of fallen leaves, branches and trees as burnable garbage. Trees and branches should be cut within the length of 50 cm and thickness of 10 cm.
- Small amounts of cooking oil should be soaked up in paper or cloth before disposal.
- Please use up or remove the gas from lighters, outside the house and away from fire.



- Items with metal or glass parts should be disposed of as non-burnable garbage.
- Only clean plastic items can be disposed of as plastic.

## ② Non-burnable garbage

### Metallic objects





### Glass / Light bulbs / Ceramics objects



### Battery





### Electric appliances



- Dispose of in the Shibukawa city designated bags (for non-burnable garbage).
- Wrap glass, ceramics light bulbs, and table ware in paper before disposing them of.

● Rechargeable batteries and button batteries cannot be disposed of as non-burnable garbage.

### Spray cans and cassette gas cylinders



- Be sure to empty the contents completely.
- Separate spray cans and cassette gas cylinders from other non-burnable garbage and dispose them of in a city designated bag.
- Spray cans and cassette gas cylinders should be disposed of in a designated garbage bag separately from other non-burnable garbage. These items can cause fires in the garbage trucks.

### ③ Plastic

#### Cups, bottles



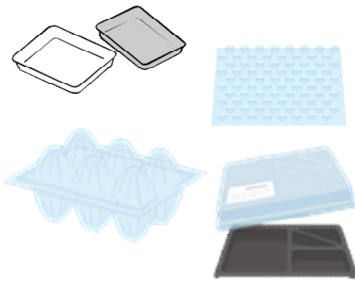
#### Plastic bags, vinyl



#### Styrofoam, medicine containers




#### Trays, plastic containers




#### PET bottle caps and labels



#### Items that are made completely of plastic




- Please put the plastic items in the Shibukawa City's designated garbage bags for plastic.
-  Items that have this plastic mark printed on them are plastic garbage.
- Wash them with water or use tissues to remove dirt before disposing them of.
- When disposing of plastic, the size of items should be no longer than 50 cm in length. Cut large size items into small pieces.




- Dispose of dirty plastic items as burnable garbage.
- Sort out only plastic items and put them into the designated bags.

Please put the plastic items directly into the designated garbage bag, without double-bagging.



## ④ PET bottle and Glass bottle

### PET bottles



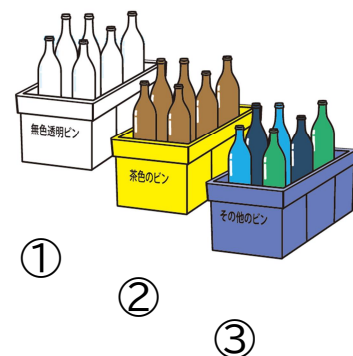
Please dispose of plastic bottles with this mark.



- Rinse the inside of the PET bottles with water before disposing them of.
- Remove caps and labels from PET bottles and dispose of them as plastic garbage.
- Please dispose of the Pet bottles in the dedicated collection container.

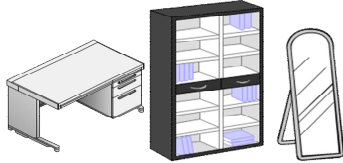
### Glass bottles

- Rinse the inside of the glass bottles with water before disposing them of.
  - Remove the lids of the glass bottles.
  - Separate glass bottles by color and place them directly into the appropriate container.
- ① Put the colorless glass bottles into the white container.
  - ② Put the brown glass bottles into the yellow container.
  - ③ Put the other colored glass bottles into the blue container.

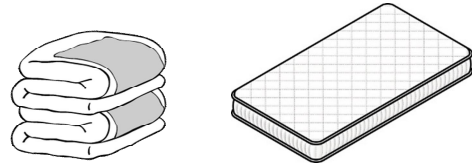


## ⑤ Oversized garbage


**Desks / Shelves / Wardrobes / Full length mirrors**




**Bedding**




**Home appliances**



**Bicycles / Carpets / Skis etc**



- Items that do not fit into the city's designated garbage bags are considered as oversized garbage.
- Attach oversized garbage stickers to the items.
- Limit to 6 items at a time.
- Please separate burnable and non-burnable items.
- When you dispose of a bed or a mattress, remove the springs inside.

粗大ゴミ持ち出しシール	
自治会名	
区名	
氏名	
<small>◎ 袋持ち出し禁止。収集日の朝8時30分までに出しましょう。 ◎ 資源になるゴミは資源ゴミ回収日に出しましょう。</small>	
 <b>静岡市</b>	

- Air conditioners, TVs, refrigerators and washing machines cannot be disposed of as oversized garbage.
- Items that use freon gas cannot be disposed of as oversized garbage.



## ⑥ Other Garbage

- ◆ The "Garbage" written in the table below can be disposed of as garbage in the places marked with ●.

Garbage	Collection Sites		
	The collection time is from 8:30 am to 5:15 pm.		
	<ul style="list-style-type: none"> <li>the main building of City Hall (Please bring the rechargeable batteries to the Environmental Forest Division)</li> </ul>	<ul style="list-style-type: none"> <li>Ikaho Administration Center</li> <li>Onogami Administration Center</li> <li>Komochi Administration Center</li> <li>Akagi Administration Center</li> <li>Hokkitsu Administration Center</li> </ul>	If you apply online, a courier will come to your house to collect your items on the requested date and time.
Rechargeable batteries	●	×	●
Personal computers	×	×	●
Small appliances	●	●	●
Ink cartridges	●	●	×
Fluorescent tubes	●	●	×
Cooking oil	●	●	×

## Rechargeable batteries



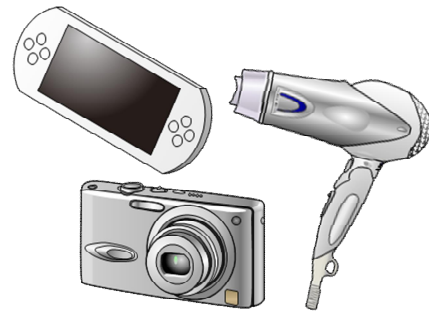
- Rechargeable batteries labeled with the above identifying marks are collected.
- Rechargeable batteries cannot be disposed of as non-burnable garbage. When disposed of improperly, batteries have the potential to catch fire in a garbage truck.

## Personal computers



- Shibukawa City has a contract with ReNet Japan Inc. to collect small household appliances and personal computers via parcel delivery service.
- Apply through the ReNet Japan Inc. company website (<https://www.renet.jp>)
- The size of cardboard box that can be delivered using a courier must not exceed 140 cm in total length, width, and height.
- One cardboard box must not weigh more than 20 kilograms.
- One box will be collected for free if the items include a personal computer.
- Collection fee per box (that contains only small electric household appliances) is 1,760 yen (including tax).

## Small appliances



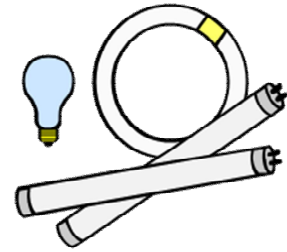
- The electric appliances, must be smaller than 15 cm x 30 cm (the size of the opening of the collection box).
- Household appliances that do not fit into the opening of the collection box should be disposed of as non-burnable garbage.  
Items that do not fit in the designated garbage bag should be disposed of as oversized garbage.

## Ink cartridges




- Dispose of your used ink cartridges into the designated collection boxes.
- Toner cartridges are not collected. Take your used toner cartridges to the store where the items were purchased.

## Fluorescent tubes



- Wrap the fluorescent tubes in paper and dispose them of into the designated collection box.
- Wrap the broken fluorescent tubes in paper and dispose them of as non-burnable garbage.


## Cooking oil



- Used cooking oil collection.
- Put the used oil in a plastic bottle and tighten the lid, and dispose it of into the designated collection box.
- The used oil cannot be disposed of in a glass bottle.

## ⑦ Garbage That Cannot Be Collected

**Air conditioners / TVs /  
Refrigerators / Washing  
machines**



**Vehicles / Vehicles parts**



**Fire extinguishers / Gas cylinders / Blocks  
/ Tires / Motorcycles etc.**



- These items are not collected by Shibukawa City.
- Please ask the store where the items were purchased.

**If you're unsure about the disposal of garbage ask:**

- ◆ Dept. of Environmental Forest ..... ☎ 22-2114
- ◆ Ikaho Administration Center ..... ☎ 72-3155
- ◆ Onogami Administration Center ..... ☎ 59-2111
- ◆ Komochi Administration Center ..... ☎ 24-1211
- ◆ Akagi Administration Center ..... ☎ 56-2211
- ◆ Hokkitsu Administration Center ..... ☎ 52-2111